



IMGA NEWSLETTER






JULY 2024

In 1984, Norman Patrick established Mounted Games in Great Britain, so this year we celebrate 40 years! Our races may have changed over the years, but the ethos of International Mounted Games stays the same: “to promote friendship between individuals of different nations”.

As a sport, we have continued to develop over the years. Several new initiatives are taking place this Mounted Games season.

- IMGA has a trot up before each competition to check for the soundness of our ponies**
- There is a thermometer and humidity check so we have a temperature limit for competing with our ponies**
- Full details are in this July Newsletter**

Programme 2024

World Team Championship	Italy Arezzo		July 15 Arrival July 16 Practice July 17-20 Competition July 21 Departure
World Individual Championship	Italy La Scuderia		July 22 Arrival July 23 Practice July 24-28 Competition July 29 Departure
World Pairs Championship	France Domaine Équestre de laBonde		August 5 Arrival August 6 Practice August 7-10 Competition August 11 Departure
European Team and Individuals Championship	France Parc Équestre Fédéral Lamotte-Beuvron		August 12 Arrival August 13 Individuals start August 14 Teams start August 17 Finals August 18 Departure
Nations Championship	New Zealand Taupo Central North Island		October 12-19

Provisional Calendar for 2025

Europeans: Ireland

World Teams: Ghlin in Belgium 11-17 August

World Pairs: Corné in France 19-23 August

World Individuals: La Bonde in France

Nations: Perth, Australia 8-14 September

Rider Height and Weight Restrictions A Reminder!

Ponies GR2.1. **Ponies must not exceed 1m52cm** excluding shoes. If the referee believes a pony exceeds that height then that pony will be excluded from the competition from that point on and any points scored by the Team, Pair or Individual concerned will be lost unless: A: The rider can provide a dated height certificate for that pony signed by an independent qualified veterinary surgeon showing that the pony does not exceed 1m52cm. The height certificate must have been issued after the pony attained seven years of age or within the last twelve months for ponies under that age, or B: The referee measures the pony at the venue and is satisfied that it does not exceed 1m52cm excluding shoes.

Rule : GR2.4. The size, weight and experience of a rider must correspond to the size, build and experience of the pony. If the referee deems a rider to be overweight or unsafe, that rider will be eliminated from the competition. A rider is overweight for a pony if the rider's weight exceeds 20% of the pony's bodyweight.

An automatic calculator has been developed for IMGA by Mats Hensel to make it very easy to check the rider weight limit for your pony. **Please see MG SCOREBOARD for a calculator**
In borderline cases the referee will make a decision taking all relevant factors into account.

Riders should not be too tall for their pony.
As a guideline the top of the pony's withers should not be more than 10cm below the level of the rider's horizontally outstretched arm.

	World Team Championships 2024					
	Session 1		Session 2		Session 3	Session 4
1	Speed Weavers	1	Bank Race	1	HiLo	1 Bank Race
2	Socks and Buckets	2	Hoopla	2	Ball and Cone	2 Agility Aces
3	Hug-a-Mug	3	Litter Scoop	3	Hula Hoop	3 Association Race
4	Bottle Shuttle	4	Carton Race	4	Bottle Exchange	4 Bang-a-Balloon
5	Association Race	5	Three Mug	5	Hug-a-Mug	5 Litter Scoop
6	Pony Express	6	Tool Box Scramble	6	Pony Pairs	6 Carton Race
7	Mug Shuffle	7	Bottle Swap	7	Two Flag	7 Pony Express
8	Founders Race	8	Agility Aces	8	Mug Shuffle	8 Socks and Buckets
9	Litter Lifters	9	Windsor Castle	9	Founders Race	9 Ball and Cone
10	Four Flag	10	Bang-a-balloon	10	Sword Lancers	10 Flag Fliers
	Final Part 1		Final Part 2			
1	Speed Weavers	1	Bank Race			
2	Ball and Cone	2	Carton Race			
3	HiLo	3	Litter Lifters			
4	Tool Box Scramble	4	Socks and Buckets			
5	Bottle Exchange	5	Association Race			
6	Hoopla	6	Bang-a-Balloon			
7	Pony Express	7	Hula Hoop			
8	Pony Pairs	8	Two Flag			
9	Three Mug	9	Windsor Castle			
10	Founders Race	10	Mug Shuffle			
11	Four Flag	11	Agility Aces			
12	Bang-a-balloon	12	Flag Fliers		Tie Break: Flag Fliers	

	World Individuals Championships				
	Session 1		Session 2		Session 3
1	Speed Weavers	1	Bank Race	1	HiLo
2	Hula Hoop	2	Moat and Castle	2	Socks and Buckets
3	Litter Lifters	3	Bottle Shuttle	3	Litter Scoop
4	Carton Race	4	Mug Shuffle	4	Two Flag
5	Association Race	5	Sword Lancers	5	Bottle Exchange
6	Tool Box Scramble	6	Triple Flag	6	Hoopla
7	Three Pot Flag	7	Victoria Cross	7	Flag Fliers
	Semi-Finals		A-Final		Lower Finals
1	Bank Race	1	Speed Weavers	1	Speed Weavers
2	Sword Lancers	2	Socks and Buckets	2	Socks and Buckets
3	Litter Lifters	3	HiLo	3	Mug Shuffle
4	Hula Hoop	4	Mug Shuffle	4	Three Mug
5	Bottle Swap	5	Litter Scoop	5	Three Pot Flag
6	Tool Box Scramble	6	Carton Race	6	Bottle Exchange
7	Three Mug	7	Three Pot Flag	7	Victoria Cross
8	Triple Flag	8	Bottle Exchange	8	Flag Fliers
		9	Victoria Cross		
		10	Flag Fliers		Tie Break: Flag Fliers

	World Pairs Championships					
	Session 1		Session 2		Session 3	
1	Speed Weavers	1	Bank Race	1	Sword Lancers	
2	Tool Box Scramble	2	Socks and Buckets	2	Hoopla	
3	Bottle Exchange	3	Bottle Swap	3	Association Race	
4	Four Flag	4	Bang-a-Balloon	4	Carton Race	
5	Litter Lifters	5	Three Mug	5	Windsor Castle	
6	Hug-a-Mug	6	Founders Race	6	Hula Hoop	
7	Agility Aces	7	Pony Pairs	7	Flag Fliers	
	Semi-Finals		A-Final		Lower Finals	
1	HiLo	1	Speed Weavers	1	Speed Weavers	
2	Tool Box Scramble	2	Hoopla	2	Tool Box Scramble	
3	Bottle Shuttle	3	Carton Race	3	Association Race	
4	Bang-a-Balloon	4	Association Race	4	Carton Race	
5	Litter Scoop 0.5	5	Pony Pairs	5	Bottle Exchange	
6	Ball and Cone	6	Agility Aces	6	Four Flag	
7	Founders Race	7	Bottle Exchange	7	Hula Hoop	
8	Two Flag	8	Four Flag	8	Flag Fliers	
		9	Hula Hoop			
		10	Flag Fliers		Tie Break: Flag Fliers	

	European Teams and Nations Championships 2024						
	Session 1		Session 2		Session 3		Session 4
1	Speed Weavers	1	Bank Race	1	HiLo	1	Bank Race
2	Tool Box Scramble	2	Hoopla	2	Ball and Cone	2	Hula Hoop
3	Bottle Exchange	3	Litter Scoop	3	Agility Aces	3	Association Race
4	Hug-a-Mug	4	Carton Race	4	Bottle Shuttle	4	Bang-a-Balloon
5	Association Race	5	Three Mug	5	Hug-a-Mug	5	Litter Lifters
6	Pony Express	6	Socks and Buckets	6	Pony Pairs	6	Carton Race
7	Mug Shuffle	7	Bottle Swap	7	Two Flag	7	Pony Express
8	Founders Race	8	Agility Aces	8	Mug Shuffle	8	Socks and Buckets
9	Litter Lifters	9	Windsor Castle	9	Founders Race	9	Ball and Cone
10	Four Flag	10	Jousting	10	Sword Lancers	10	Flag Fliers
	Final Part 1		Final Part 2				
1	Speed Weavers	1	Bank Race				
2	Ball and Cone	2	Carton Race				
3	HiLo	3	Litter Lifters				
4	Socks and Buckets	4	Tool Box Scramble				
5	Association Race	5	Bottle Exchange				
6	Hoopla	6	Bang-a-Balloon				
7	Pony Express	7	Hula Hoop				
8	Pony Pairs	8	Four Flag				
9	Three Mug	9	Windsor Castle				
10	Founders Race	10	Mug Shuffle				
11	Two Flag	11	Agility Aces				
12	Jousting	12	Flag Fliers		Tie Break: Flag Fliers		

	European Individuals Championships 2024					
	Session 1		Session 2		Session 3	
1	Speed Weavers	1	Bank Race	1	HiLo	
2	Hula Hoop	2	Moat and Castle	2	Tool Box Scramble	
3	Litter Lifters	3	Bottle Shuttle	3	Bottle Exchange	
4	Carton Race	4	Mug Shuffle	4	Litter Scoop	
5	Association Race	5	Sword Lancers	5	Three Mug	
6	Socks and Buckets	6	Triple Flag	6	Hoopla	
7	Three Pot Flag	7	Victoria Cross	7	Flag Fliers	
	Semi-Finals		A-Final		Lower Finals	
1	HiLo	1	Speed Weavers	1	Speed Weavers	
2	Carton Race	2	Tool Box Scramble	2	Socks and Buckets	
3	Litter Lifters	3	Bank Race	3	Mug Shuffle	
4	Victoria Cross	4	Mug Shuffle	4	Three Mug	
5	Bottle Shuttle	5	Litter Scoop	5	Triple Flag	
6	Socks and Buckets	6	Sword Lancers	6	Bottle Exchange	
7	Three Mug	7	Triple Flag	7	Hula Hoop	
8	Three Pot Flag	8	Bottle Exchange	8	Flag Fliers	
		9	Hula Hoop			
		10	Flag Fliers		Tie Break: Flag Fliers	

Professional Mounted Games Equipment



www.ponymaterials.com



Create your own Team Kit

This year, we will be using a WET BULB GLOBE THERMOMETER at our Championships

The Wet Bulb Globe Temperature (WBGT) index is a single “temperature” that takes into account the effects of air temperature, humidity, sun, heat reflected from the ground and wind all at the same time. This is more accurate than simply looking at temperature or humidity alone.

A curtailment of competitions for IMGA will be implemented at >30

Decisions on implementing this limit rests with the competition Ground Jury.

In borderline conditions, WBGT reading will be checked at the start of each session.

Once under the limit at the start of a heat, that heat will be completed.



**So let's do a quick tack check for the
Summer season here in Europe**

**At Worlds Teams, Pairs and Individuals,
there will be a tack check, your ponies' tack
should be presented in a clean condition so
that we can see stitching and wear and
tear.**

**Also nose bands and leather that is in close
contact with your pony shouldn't rub the
skin if it has been kept cleaned and supple.
Well kept leather is less likely to dry out
and break.**

**You can only attach a standing
martingale to a Cavesson nose band; the
Cavesson can have a flash attachment.**

**Only the tack that you can see in the
Rule Book or in the link in the IMGA tack
page will be allowed, this link shows more
bits, nosebands and bridles than the Rule
Book .**

**[https://www.mounted-
games.org/imga/tack/Guidance%20on%20
Allowed%20Tack.pdf](https://www.mounted-games.org/imga/tack/Guidance%20on%20Allowed%20Tack.pdf)**

Any bit that can be chewed will be examined to make sure that the surface of the bit in the ponies' mouth is not rough and can't damage your ponies' mouth.

So please be prepared to drop your bit out of your ponies' mouth for it to be examined; if you think your pony will run off, please bring a head collar to control your pony!

Girths need to be in good condition, by this I mean that there should be no cracks or rough edges that could cause galls to your pony girth area. A common place for this to occur is on the edge that is closest to your ponies' elbow. Run your fingers down this edge and feel for cracks.

Girth straps should not have rips from the holes, if you have a girth long enough to do up above any rips then you will be ok, but it normally means that your girth straps are starting to get old and you should look at replacing them.

Your boots, when in your stirrups, should be loose enough that your foot cannot get stuck in your stirrup : 7mm clearance each side of your foot is good guide (or a finger width if you move your boot over to the side of the stirrup).

You need to show up for tack check in your helmet, boots etc .

(Hot tip, if your helmets' numbers are hard to find then point them out to the tack check person. It also nice if we can find the number/ Standards without having to scrape the dirt off to read them.

Try to remember to remove all visible jewellery, or tape it up. If you have bracelets that are difficult to remove without damaging them, vet wrap on them or a towel wrist band hides them from being visible.

Present yourself and your pony with enough time to fix anything that needs fixing as the above are just a few of the things that we check.

One final thing could you please warn the tack check person if your pony bites or kicks or has any other weird tendencies just to keep that person safe .



Hat Standards

International Mounted Games Association

	Standard and Date	Examples
1	PAS 015 (1998 or 2011)	  
2	VG1 01.040 (2014-12)	   
3	ASTM F1163 (2004a or 04a onwards)	  
4	SNELL E2001	  
5	AS/NZS 3838 (2006 onwards)	

SNAFFLE BIT CHEEKS

Eggbutt



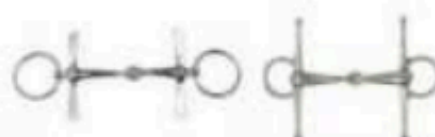
Loose ring



Sleeved cheeks



Full cheek / Fulmer



Hanging
cheek/Baucher



SNAFFLE BIT MOUTHPIECES

Bombers
Equestrian
Bomber Blue



Bombers loose
ring Dressage
Plate



Bombers
Elliptical Cable



Bombers
Elliptical
Dressage Control



Bombers Happy
Tongue Straight



Bombers Ported
Barrel



Happy Mouth
HB6801 - SP



Magic Bit



Myler 02
Comfort
Snaffle



Myler 32
Mullen Barrel



Myler 04
Comfort
Snaffle



Myler 06
Mullen Barrel



Myler 36
Forward Tilted
Barrel



Bombers Cable
Snaffle



Bombers Flexible
Mullen



Double jointed
hanging cheek



TRUST
sweet iron
medium port



TRUST
Inno Sense
port mouth



Myler 33WL
Wide Low
Ported Barrel



Myler 33
Ported Barrel



Mathe/nylon
straight bar



Neue Schule
Turtle Top



Neue Schule
Verbindend



Neue Schule
Starter



ASSISTANT REFEREE COURSE

Don't forget to sign up to the online Assistant Referee course:-

In order to maintain our high standards of refereeing, IMGA is asking that all Assistant Referees at IMGA competitions to have passed Assistant Referee training.

All Assistant Referees will either have to have passed the Assistant Referee in-person course within the last 3 years or to have passed the online Assistant Referee course which is now available.

This online course has training and a set of questions. Typically it would take about 4 hours which can be done over several sessions if you prefer.

To access the course:-

Go to the following link:

<http://training.eventsecretary.com.au/imga-training/login/index.php>

Click "Create New Account"

Complete the details.

You will receive a confirmation email. Click the link.

Once confirmed Click Site home.

Then click IMGA Assistant Referees 2021

Then click Enrol me.

Don't forget to select your nationality on your profile!

If you have any queries, please contact Warwick Slade:-

imga.ass.refs.training@mounted-games.org

Anyone certified before January 2020 will need to take the course.

31. A rider doing Individual Bank Race collects one zeroe from the cone and places it on the right end of the board, showing black. Then she collects two more numbers at the same time and places them on the board with the 1 on the left. The 1 shows red and the zero shows black. She finishes and does not return:

- a] This is correct
- b] The rider is eliminated for not correcting
- c] The rider should have returned to alter the 1 to show black
- d] The rider should have returned to replace all the numbers on the cone , re-cross the start line and start again
- e] The rider should have returned to replace all the numbers on the cone and then place them individually in the correct order showing black on the board

32. The 5th member of Team 1 lets go of her pony during the 2 Flag Race. The pony runs across a Team 2 rider causing them to stop:

- a] The race is stopped , Team 1 eliminated and re-run without Team 1
- b] The race is re-run with all teams
- c] Team 1 is eliminated. The race is not re-run.

33. In Individual Bottle Shuttle, a rider turns inside the top bin when placing the bottle. The rider and horse cross the changeover line completely :

- a] The rider must take the bottle back and start again
- b] The rider is eliminated for not travelling the correct distance
- c] The rider is not eliminated

31. Une cavalière en Individuel jouant à la Banque prend un zéro du cône et le place sur la planche à droite, montrant le côté noir. Puis, elle prend 2 autres numéros et les place sur la planche avec le 1 à gauche. Le 1 montre la face rouge et le zéro montre la noire. Elle finit et retourne pas sur la piste :

- a) C'est correct
- b) La cavalière est éliminée parce qu'elle n'a pas corrigé ses erreurs
- c) La cavalière aurait dû retourner pour changer le 1 pour montrer la face noire
- d) La cavalière aurait dû retourner replacer tous les numéros sur le cône, retraverser la ligne de départ et recommencer le jeu
- e) La cavalière aurait dû remettre tous les numéros sur le cône et puis les placer individuellement dans le bon ordre montrant la face noire sur la planche

32. Le cinquième cavalier de l'équipe 1 lâche son poney en jouant les 2 Drapeaux. Le poney traverse devant le cavalier de l'équipe 2 et celui-ci doit s'arrêter:

- a) On arrête le jeu, l'équipe 1 est éliminée et on refait le jeu sans l'équipe 1
 - b) On refait le jeu avec toutes les équipes
- L'équipe 1 est éliminée. On ne refait pas le jeu

33. Dans le jeu de Bouteille individuel, un cavalier tourne devant la poubelle quand il pose la bouteille. Le cavalier et poney ont traversé la ligne de changement complètement :

- a) Le cavalier doit reprendre la bouteille et recommencer
- b) Le cavalier est éliminé parce qu'il n'a pas fait la bonne distance
- c) Le cavalier n'est pas éliminé

NEW FOR 2024

A soundness examination at the start of each IMGA competition to be conducted by a qualified vet, the competition's Chief Referee and an IMGA appointed Official.

The vet has the final decision regarding the ponies' fitness to compete.

The trot up examination needs to be done on a firm surface - concrete or tarmac preferable.

Additional examination(s) may also occur in case of any concern arising during the competition.

For this examination, the pony should be wearing its normal games bridle. (No other tack or boots)

The person leading the pony should be wearing appropriate footwear.

For teams, the riders should be wearing their team kit/uniform.

Pairs and Individuals should be smartly dressed. Riding hats optional.

Riders and their ponies should arrive 15 minutes before their allocated time.


The decision on the soundness examination will be communicated to the rider (or person leading the pony) and will be recorded on a list.

If a pony fails the inspection, the vet will speak to the rider/owner.

NEW RACES?

If you have a new race that you think would be great, write to your International Representatives and they will send your idea to our Rules Committee.

TOP TIP : try to use equipment that we already use. And also, that the wind will not blow down!





WORLD PAIRS CHAMPIONSHIPS

AUGUST 7>10



2024

LA BONDE

The confrontation of high level riders in the heart of Eure in Normandy
15 nations - Exhibitor Village

NORMANDIE





European Championship **Pony Mounted Games**



©Création FFE 2023 @Photographies FFE/J.Braud

Parc équestre fédéral - Lamotte - 41600
FRANCE



**Advertise your products and
company here!
Full page adverts costs only £20**

**All the proceeds from the advertising
within our Newsletters will go
towards IMGA's Charity day.**

Our next **Charity day will be held at
the European Championships 2024
on Thursday 15 August**

**See your business and products
advertised round the World.**

And all for a great cause!

Assistant Referee answers

31 B

32 A

33 C